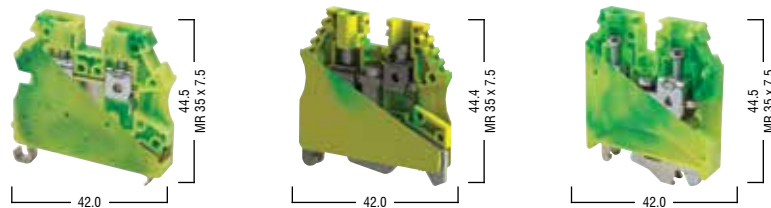



ERPE Series

Screw Clamp Earth Terminals




	ERPE2.5P Width 5.75mm	ERPE2.5/4 Width 6mm	ERPE6/10 Width 8mm
Electrical Ratings			
Voltage / Current / Cross Section	~V~ / -A / 2.5mm ²	~V~ / -A / 4mm ²	~V~ / -A / 6mm ²
VDE	~V~ / -A / 2.5mm ²	~V~ / -A / 4mm ²	~V~ / -A / 6mm ²
UL	~V~ / -A / AWG 26-12	~V~ / -A / 4mm ²	~V~ / -A / 6mm ²
ATEX	630V~ / -A / 2.5mm ²	630V~ / -A / 4mm ²	630V~ / -A / 6mm ²
Connection Data			
Insulation Stripping Length / Torque	10mm / 0.4Nm	10mm / 0.5 - 0.8Nm	12mm / 0.8 - 1.2Nm
Solid Strand	0.5 - 4mm ²	0.5 - 6mm ²	0.5 - 10mm ²
Fine Strand, with Ferrule	1.5 - 2.5mm ²	0.5 - 6mm ²	0.5 - 10mm ²
AWG Conductor	26.....12	20.....10	28.....8



Push-on spring clamp mounting for "P" versions



Screw clamp mounting



ERPE16P	Width 12mm	ERPE35P	Width 16mm	ERPE50P	Width 20mm
~V~ / -A / 16mm ²		~V~ / -A / 35mm ²		~V~ / -A / 50mm ²	
AWG 12-4		AWG 12-2		AWG 6-1/0	
630V~ / -A / 16mm ²		630V~ / -A / 35mm ²		800V~ / -A / 50mm ²	
14mm		18mm		24mm	
1.5 - 25mm ²		1.5 - 50mm ²		16 - 70mm ²	
1.5 - 25mm ²		1.5 - 35mm ²		25 - 50mm ²	
12.....4		12.....2		6.....0	

