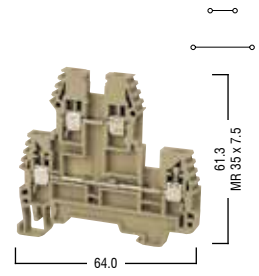
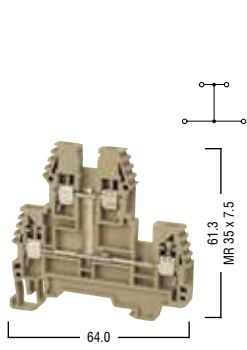


ERD 2.5 Series


Double Deck Screw Clamp Terminals




ERD2.5		Width 5mm
Electrical Ratings		
Voltage / Current / Cross Section	500V~ / 24A / 2.5mm ²	
VDE		
UL/cUL	300V~ / 20A / AWG 26-12	
ATEX	400V~ / 21.5A / 2.5mm ²	
Connection Data		
Insulation Stripping Length / Torque	9mm / 0.4Nm	
Solid Strand	0.5 - 4mm ²	
Fine Strand, with Ferrule	0.5 - 4mm ²	
AWG Conductor	26.....12	
Ordering Data		
	Type	
	ERD2.5	
Electrical Ratings		
Diode Reverse Voltage		
Diode Current		
Diode		
End Bracket		
For MR 32 & MR 35		ES1
		ES4
End Plate Partition		
Polyamide 66 - Thickness 1.2mm		EP4
Cross-Connection		
		CC2.5/2
		CC2.5/3
		CC2.5/4
		CC2.5/10
Test Plug-Soc		
		TF2
		TF2.3
		TSK1
		TSK3
Group Marking		
		GM



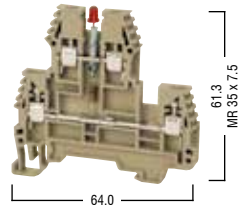
SEE BELOW FOR ORDERING INFO



SEE BELOW FOR ORDERING INFO



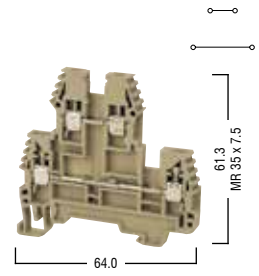
SEE BELOW FOR ORDERING INFO



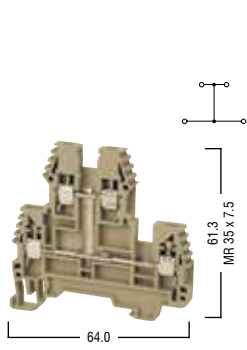
ERD2.5V	Width 5mm	ERD2.5D(R)	Width 5mm	ERD2.5LDA	Width 5mm	ERD2.5LD	Width 5mm
500V~ / 24A / 2.5mm ²		500V~ / 24A / 2.5mm ²		-V~ / 24A / 2.5mm ²		-V~ / 24A / 2.5mm ²	
300V~ / 20A / AWG 26-12		300V~ / 20A / AWG 26-12		-V~ / 20A / AWG 26-12		-V~ / 20A / AWG 26-12	
9mm / 0.4Nm		10mm / 0.4 - 0.6Nm		10mm / 0.4 - 0.6Nm		10mm / 0.4 - 0.6Nm	
0.5 - 4mm ²		0.5 - 4mm ²		0.5 - 4mm ²		0.5 - 4mm ²	
0.5 - 4mm ²		0.5 - 4mm ²		0.5 - 4mm ²		0.5 - 4mm ²	
26.....12		26.....12		26.....12		26.....12	
Type		Type		Type	Voltage AC	Type	Voltage AC
ERD2.5V		ERD2.5D		ERD2.5LDA24VAC	(24 VAC)	ERD2.5LD24VDC	(24 VDC)
		ERD2.5DR (Reverse Diode)		ERD2.5LDA48VAC	(48 VAC)	ERD2.5LD48VDC	(48 VDC)
				ERD2.5LDA100VAC	(100 VAC)	ERD2.5LD100VDC	(100 VDC)
				ERD2.5LDA220VAC	(220 VAC)	ERD2.5LD220VDC	(220 VDC)
ES1		ES1		ES1		ES1	
ES3		ES3		ES3		ES3	
ES4		ES4		ES4		ES4	
EP4		EP4		EP4		EP4	
CC2.5/2		CC2.5/2		CC2.5/2		CC2.5/2	
CC2.5/3		CC2.5/3		CC2.5/3		CC2.5/3	
CC2.5/4		CC2.5/4		CC2.5/4		CC2.5/4	
CC2.5/10		CC2.5/10		CC2.5/10		CC2.5/10	
TF2		TF2		TF2		TF2	
TF2.3		TF2.3		TF2.3		TF2.3	
TSK1		TSK1		TSK1		TSK1	
TSK3		TSK3		TSK3		TSK3	
GM		GM		GM		GM	

ERD 4 Series


Double Deck Screw Clamp Terminals




ERD4		Width 6mm
Electrical Ratings		
Voltage / Current / Cross Section	500V~ / 32A / 4mm ²	
VDE		
UL/cUL	300V~ / 30A / AWG 26-10	
ATEX	400V~ / 29.5A / 4mm ²	
Connection Data		
Insulation Stripping Length / Torque	10mm / 0.5 - 0.8Nm	
Solid Strand	0.5 - 6mm ²	
Fine Strand, with Ferrule	0.5 - 6mm ²	
AWG Conductor	26.....10	
Ordering Data		
	Type	
	ERD4	
Electrical Ratings		
Diode Reverse Voltage		
Diode Current		
Diode		
End Bracket		
For MR 32 & MR 35		ES1
		ES3
		ES4
End Plate Partition		
Polyamide 66 - Thickness 1.2mm		EP4
Cross-Connection		
		CC4/2
		CC4/3
		CC4/4
		CC4/10
Test Plug-Soc		
		TF2
		TF4
		TSK4
		TSK7
Group Marking		
		GM



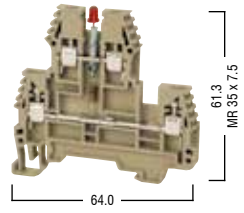
SEE BELOW FOR ORDERING INFO



SEE BELOW FOR ORDERING INFO



SEE BELOW FOR ORDERING INFO



ERD4V	Width 5mm	ERD4D(R)	Width 5mm	ERD4LDA	Width 5mm	ERD4LDD	Width 5mm
500V~ / 32A / 4mm ²		500V~ / 32A / 4mm ²		-V~ / 32A / 4mm ²		-V~ / 32A / 4mm ²	
300V~ / 30A / AWG 26-10		300V~ / 30A / AWG 26-10		-V~ / 30A / AWG 26-10		-V~ / 30A / AWG 26-10	
10mm / 0.5 - 0.8Nm		10mm / 0.5 - 0.8Nm		10mm / 0.5 - 0.8Nm		10mm / 0.5 - 0.8Nm	
0.5 - 6mm ²		0.5 - 6mm ²		0.5 - 6mm ²		0.5 - 6mm ²	
0.5 - 6mm ²		0.5 - 6mm ²		0.5 - 6mm ²		0.5 - 6mm ²	
26.....10		26.....10		26.....10		26.....10	
Type		Type		Type	Voltage AC	Type	Voltage AC
ERD4V		ERD4D		ERD4LDA24VAC	(24 VAC)	ERD4LDD24VDC	(24 VDC)
		ERD4DR (Reverse Diode)		ERD4LDA48VAC	(48 VAC)	ERD4LDD48VDC	(48 VDC)
				ERD4LDA100VAC	(100 VAC)	ERD4LDD100VDC	(100 VDC)
				ERD4LDA220VAC	(220 VAC)	ERD4LDD220VDC	(220 VDC)
ES1		ES1		ES1		ES1	
ES3		ES3		ES3		ES3	
ES4		ES4		ES4		ES4	
EP4		EP4		EP4		EP4	
CC4/2		CC4/2		CC4/2		CC4/2	
CC4/3		CC4/3		CC4/3		CC4/3	
CC4/4		CC4/4		CC4/4		CC4/4	
CC4/10		CC4/10		CC4/10		CC4/10	
TF2		TF2		TF2		TF2	
TF4		TF4		TF4		TF4	
TSK4		TSK4		TSK4		TSK4	
TSK7		TSK7		TSK7		TSK7	
GM		GM		GM		GM	