










# ERTD Series

## Disconnect Screw Clamp Terminals



	<b>ERTD4A</b> Width 6.2mm	<b>ERTD4</b> Width 6.2mm
<b>Electrical Ratings</b>		
Voltage / Current / Cross Section	500V~ / 16A / 4mm <sup>2</sup>	500V~ / 16A / 4mm <sup>2</sup>
VDE		
UL/cUL	600V~ / 16A / AWG 26-10	600V~ / 16A / AWG 26-10
<b>Connection Data</b>		
Insulation Stripping Length / Torque	10mm / 0.5 - 0.8Nm	10mm / 0.5 - 0.8Nm
Solid Strand	0.5 - 6mm <sup>2</sup>	0.5 - 6mm <sup>2</sup>
Fine Strand, with Ferrule	0.5 - 6mm <sup>2</sup>	0.5 - 6mm <sup>2</sup>
AWG Conductor	26.....10	26.....10
Disconnect Operation	Lever	Lever
<b>End Bracket</b>		
For MR 32 & MR 35	 ES1 ES3	 ES1 ES3
<b>End Plate / Partition</b>		
Polyamide 66 - Thickness 1.2mm	 EPF3	 EPF3
<b>Cross-Connection</b>		
	 CCS4/2 CCS4/3 CCS4/4 CCS4/10	 CCS4/2 CCS4/3 CCS4/4 CCS4/10
<b>Group Marking</b>		
	 GM	 GM





<b>ERTD3</b>	Width 6.2mm	<b>ERTD3M</b>	Width 6.2mm	<b>ERTD2</b>	Width 6.2mm	<b>ERD4F</b>	Width 8mm
500V~ / 16A / 4mm <sup>2</sup>		500V~ / 16A / 4mm <sup>2</sup>		500V~ / 6.3A / 4mm <sup>2</sup>		500V~ / 6.3A / 4mm <sup>2</sup>	
600V~ / 10A / AWG 26-10		600V~ / 10A / AWG 26-10		300V~ / 6.3A / AWG 26-8		300V~ / 6.3A / AWG 24-10	
10mm / 0.5 - 0.8Nm		10mm / 0.5 - 0.8Nm		12mm / 0.8 - 1.2Nm		10mm / 0.5 - 0.8Nm	
0.5 - 6mm <sup>2</sup>		0.5 - 6mm <sup>2</sup>		0.5 - 10mm <sup>2</sup>		0.5 - 6mm <sup>2</sup>	
0.5 - 6mm <sup>2</sup>		0.5 - 6mm <sup>2</sup>		0.5 - 10mm <sup>2</sup>		0.5 - 4mm <sup>2</sup>	
26.....10		26.....10		26.....8		24.....10	
Pull Out		Lever		Lever		Lever	
ES1		ES1		ES1		ES1	
ES3		ES3		ES3			
EPF3		EPF3		EPF2		EPERD4F	
CCS4/2		CCS4/2				CCS6/2	
CCS4/3		CCS4/3				CCS6/3	
CCS4/4		CCS4/4				CCS6/4	
CCS4/10		CCS4/10				CCS6/10	
GM		GM		GM		GM	

