











SCD Series

Multi-Input / Output Spring Clamp Terminals



	SCD2.5E	Width 5mm	SCD2.5C	Width 5mm
Electrical Ratings				
Voltage / Current / Cross Section	750V~ / 24A / 2.5mm ²		750V~ / 24A / 2.5mm ²	
VDE				
UL/cUL	600V~ / 20A / AWG 22-12		600V~ / 20A / AWG 22-12	
Connection Data				
Insulation Stripping Length / Torque	10mm / ...		10mm / ...	
Solid Strand	0.5 - 4mm ²		0.5 - 4mm ²	
Fine Strand, with Ferrule	0.5 - 2.5mm ²		0.5 - 2.5mm ²	
AWG Conductor	22.....12		22.....12	
Ordering Data				
Electrical Ratings				
Diode Reverse Voltage				
Diode Current				
Diode				
End Bracket				
For MR 32 & MR 35		ES4		ES4
End Plate Partition				
Polyamide 66 - Thickness 2.0mm		EPSCE		EPSCC
Cross-Connection				
	CCS2.5/2			CCS2.5/2
	CCS2.5/3			CCS2.5/3
	CCS2.5/4			CCS2.5/4
	CCS2.5/10			CCS2.5/10
Test Plug				
	TF2			TF2
Group Marking				
	GM			GM

SEE BELOW FOR ORDERING INFO



SCD2.5CS	Width 5mm	SCD2.5CD	Width 5mm	SCD2.5CLD	Width 5mm	SCD2.5PE	Width 5mm
750V~ / 24A / 2.5mm ²		750V~ / 0.5A / 2.5mm ²		-V~ / 24A / 2.5mm ²		-V~ / -A / 2.5mm ²	
				-V~ / 20A / AWG 22-12		-V~ / -A / AWG 22-12	
10mm / ...		10mm / ...		10mm / ...		10mm / ...	
0.5 - 4mm ²		0.5 - 4mm ²		0.5 - 4mm ²		0.5 - 4mm ²	
0.5 - 2.5mm ²		0.5 - 2.5mm ²		0.5 - 2.5mm ²		0.5 - 2.5mm ²	
22.....12		22.....12		22.....12		22.....12	
				Type	Voltage		
				SCD2.5CLD24VAC	(24 VAC)		
				SCD2.5CLD24VDC	(24 VDC)		
				SCD2.5CLD48VAC	(48 VAC)		
				SCD2.5CLD48VDC	(48 VDC)		
				SCD2.5CLD110VAC	(110 VAC)		
				SCD2.5CLD110VDC	(110 VDC)		
				SCD2.5CLD220VAC	(220 VAC)		
				SCD2.5CLD220VDC	(220 VDC)		
		1000V					
		1A					
		1 N 4007					
ES4		ES4		ES4		ES4	
EPSCC		EPSCC		EPSCC		EPSCCT	
CCS2.5/2							
CCS2.5/3							
CCS2.5/4							
CCS2.5/10							
TF2		TF2		TF2		TF2	
GM		GM		GM		GM	